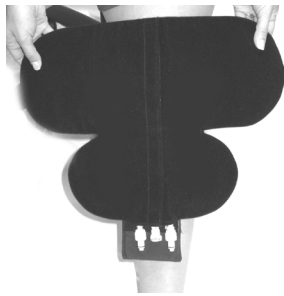



PATIENT INSTRUCTIONS Kinex SO Half Leg (Knee)




Position wrap over knee



Wrap and secure all straps



Connect the umbilical hose to the bladder. The connectors will make a “click” sound, indicating a secure connection.



OPTIONAL: TENS Garment

Conductive garment can be placed anywhere on the exchanger.



OPTIONAL: Articulating Pad

Apply hinges as shown for use with CPM device.

Note: Loosen wrap if water circulation is compromised.

Cleaning Instructions: Hand wash in warm water using mild soap, rinse thoroughly. AIR DRY. Note: If not rinsed thoroughly, residual soap may cause irritation and deteriorate material.

For Single Patient Use Only.

Distributed by: